



ELECTRICAL DESIGN GROUP


ELECTRICAL BUILDING SERVICES CONSULTANTS

P.O. Box 15, SHERWOOD Q. 4075

Phone: (07) 3278 4375 Fax: (07) 3716 0222

Web Site: www.edg.net.au Email: brisbane@edg.net.au

C3391a - WATERFRONT HOTEL, DIDDILLIBAH					C3391a-0002(A).xls
ELECTRICAL EQUIPMENT SCHEDULE					
REVISION A - 22 NOVEMBER 2024					
THE LIGHT FITTING SUPPLIER CONTACT DETAILS MAY BE AVAILABLE ON THE EDG WEBSITE VIA THE FOLLOWING LINK www.edg.net.au/Links/Lighting.htm					
TYPE	LAMPS	DESCRIPTION	COLOUR / ACCESSORY	CATALOGUE No	REV
RD01	13W 3000K LED	RECESSED 40DEG DOWNLIGHT C/W REMOTE DALI DIMMABLE DRIVER	BLACK	GAMMA ILLUMINATION RHO 1001-3K-13W	A
RD02	13W 3000K LED	RECESSED 40DEG DOWNLIGHT C/W REMOTE DALI DIMMABLE DRIVER	WHITE	GAMMA ILLUMINATION RHO 1001-3K-13W	A
RD03	24W 3000K LED	SURFACE MOUNTED ADJUSTABLE 36 DEG FLOOD LIGHT C/W INTEGRAL DALI DIMMABLE DRIVER	WHITE	GAMMA ILLUMINATION VIXO 1115-FL-3K-22W-SM	A
RD04	13W 3000K LED	RECESSED 40DEG DOWNLIGHT C/W REMOTE DALI DIMMABLE DRIVER	WHITE	GAMMA ILLUMINATION RHO 1001-3K-13W	A
RT01	40W 3000K LED	1200 X 300 LAY IN FLAT PLATE LED FITTING C/W REMOTE DALI DIMMABLE DRIVER MOUNTED IN A FLUSH RECESSED PLASTER BOARD KIT	WHITE TRIM	GAMMA ILLUMINATION PHANTOM 884501	A
RT02	20W 4000K LED	600 X 300 LAY IN FLAT PLATE LED FITTING C/W REMOTE DRIVER MOUNTED IN A FLUSH RECESSED PLASTER BOARD KIT	WHITE TRIM	GAMMA ILLUMINATION PHANTOM 884503	A
RT03	40W 4000K LED	1200 X 300 LAY IN FLAT PLATE LED FITTING C/W REMOTE DRIVER MOUNTED IN A FLUSH RECESSED PLASTER BOARD KIT	WHITE TRIM	GAMMA ILLUMINATION PHANTOM 884501	A
PD01	TRAILING EDGE DIMMABLE G125 240 VOLT 2700K E27 FILAMENT LED 800 LUMENS +/- 10% 40,000 HOUR LIFE	DECORATIVE PENDANT ALLOW TO ASSEMBLE AND INSTALL CONFIRM THE SUSPENSION HEIGHT ONSITE WITH THE ARCHITECT SHADE SIZE 230H X 360W	BLACK	LIGHTING COLLECTIVE CAGED INDUSTRIAL STYLED PENDANT	A
PD02	12W/M 2700K 24V LED	DECORATIVE PENDANT INSTALL CONFIRM THE SUSPENSION HEIGHT ONSITE WITH THE ARCHITECT THE CONTRACTOR IS TO TAKE POSSESSION OF THE PD02 FITTING AND LOCALLY MODIFY IF REMOVING THE 240 VOLT SUPPLY AND T8 LAMP FACILITY. PROVIDE THE PD02 FITTING WITH A CUSTOMISED LED STRIP C/W REMOTE 240/ 12 V DC DALI DIMMABLE POWER SUPPLY. LOCATE THE DRIVER / POWER SUPPLY IN A CONCEALED ACCESSIBLE POSITION NOTED ON THE AS CONSTRUCTED DOCUMENTS.	TEXTURED BLACK FITTING BLACK CEILING ROSE AND CABLING	FAT SHACK VINTAGE SUNSTATION LED TUBE LIGHT C/W LOCAL MODIFICATION	A
PD03	TRAILING EDGE DIMMABLE G125 240 VOLT 2700K E27 FILAMENT LED 800 LUMENS +/- 10% 40,000 HOUR LIFE	DECORATIVE 600 DIA PENDANT ALLOW TO ASSEMBLE AND INSTALL CONFIRM THE SUSPENSION HEIGHT ONSITE WITH THE ARCHITECT	NATURAL RATTAN	IVORY& DEENE ALICE SCALLOP RATTAN PENDANT LIGHT	A



ELECTRICAL DESIGN GROUP


ELECTRICAL BUILDING SERVICES CONSULTANTS

P.O. Box 15, SHERWOOD Q. 4075

Phone: (07) 3278 4375 Fax: (07) 3716 0222

Web Site: www.edg.net.au Email: brisbane@edg.net.au

C3391a - WATERFRONT HOTEL, DIDDILLIBAH					C3391a-0002(A).xls
ELECTRICAL EQUIPMENT SCHEDULE					
REVISION A - 22 NOVEMBER 2024					
THE LIGHT FITTING SUPPLIER CONTACT DETAILS MAY BE AVAILABLE ON THE EDG WEBSITE VIA THE FOLLOWING LINK www.edg.net.au/Links/Lighting.htm					
TYPE	LAMPS	DESCRIPTION	COLOUR / ACCESSORY	CATALOGUE No	REV
WL01	TRAILING EDGE DIMMABLE ST64 PEAR 240 VOLT 2700K E27 FILAMENT LED 400 LUMENS +/- 10% 40,000 HOUR LIFE	WALL LIGHT MOUNTED BATTEN HOLDER C/W LAMP AS PER THE ARCHITECTURAL ELEVATION	BLACK	FAT SHACK VINTAGE EDMONT CERAMIC WALL BATTEN HOLDER W530/T	A
WL02	TRAILING EDGE DIMMABLE ST64 PEAR 240 VOLT 2700K E27 FILAMENT LED 400 LUMENS +/- 10% 40,000 HOUR LIFE	WALL LIGHT MOUNTED IP55 320H X 210W X 140D FITTING C/W LAMP AS PER THE ARCHITECTURAL ELEVATION	BLACK	FAT SHACK VINTAGE CANAL OUTDOOR WALL LIGHT W108	A
WL03	TRAILING EDGE DIMMABLE ST64 PEAR 240 VOLT 2700K B22 FILAMENT LED 400 LUMENS +/- 10% 40,000 HOUR LIFE	WALL LIGHT MOUNTED 340H X 195W X 110D FITTING C/W LAMP AS PER THE ARCHITECTURAL ELEVATION	BLACK	FAT SHACK VINTAGE BUNKER CAGE WALL LIGHT W001-BLK CLEAR GLASS	A
WL04	3000K LED	DECORATIVE USB C CHARGEABLE BATTERY OPERATED HANGING LIGHT TO BE MOUNTED AS PER THE ARCHITECTURAL DETAIL	ANTIQUE BRONZE	BAREBONES BEACON HANGING LIGHT	A
WL05	2 X 240 VOLT 2700K E27 FILAMENT PHASE CUT DIMMABLE LED 400 LUMENS +/- 20%	DECORATIVE TWO LAMP WALL LIGHT AS PER THE WL05 DETAIL	RAW BLACK STEEL FITTINGS BRONZE PLATED BRASS HARDWARE	EDISON LIGHT GLOBES PLUMBING PIPE LIGHTING	A
GL01	5W 3000K LED	GARDEN ELV SPIKE LIGHT. PROVIDE EACH GROUP OF GL01 FITTINGS WITH A REMOTE COMMON DALI DIMMABLE DRIVER. LOCATE DRIVER /POWER SUPPLY IN A CONCEALED ACCESSIBLE POSITION NOTED ON THE AS CONSTRUCTED DOCUMENTS.	BLACK	GAMMA ILLUMINATION RULOJ 885102	A
GL02	5W 3000K LED	POT MOUNTED ELV SPIKE LIGHT. PROVIDE EACH GROUP OF GL02 FITTINGS WITH A REMOTE COMMON DALI DIMMABLE DRIVER. LOCATE DRIVER /POWER SUPPLY IN A CONCEALED ACCESSIBLE POSITION NOTED ON THE AS CONSTRUCTED DOCUMENTS. RETICULATE THE ELV CABLING FROM THE FITTING TO THE DRIVER / POWER SUPPLY VIA THE CABLE ACCESS CHANNEL PROVIDED AS PART OF THE POT THEN VIA BLACK CONDUIT TO THE WALL CAVITY. PROVIDE AN ACCESS HATCH IF REQUIRED TO ACCESS THE DRIVER / POWER SUPPLY.	BLACK	GAMMA ILLUMINATION RULOJ 885102	A
SL01	LED GROW LIGHT	SURFACE MOUNTED ADJUSTABLE GROW LIGHT ALLOW TO INSTALL. ALLOW A PC SUM FOR THE SUPPLY OF EACH SL01 FITTING.	WHITE	ALLOW A PC SUM OF \$1000.00 PLUS GST FOR THE SUPPLY OF EACH SL01 FITTING	A
SL02	24W 3000K LED	SURFACE MOUNTED ADJUSTABLE 36 DEG FLOOD LIGHT C/W INTEGRAL DALI DIMMABLE DRIVER	WHITE	GAMMA ILLUMINATION VIXO 1115-FL-3K-22W-SM	A



ELECTRICAL DESIGN GROUP


ELECTRICAL BUILDING SERVICES CONSULTANTS

P.O. Box 15, SHERWOOD Q. 4075

Phone: (07) 3278 4375 Fax: (07) 3716 0222

Web Site: www.edg.net.au Email: brisbane@edg.net.au

C3391a - WATERFRONT HOTEL, DIDDILLIBAH					C3391a-0002(A).xls
ELECTRICAL EQUIPMENT SCHEDULE					
REVISION A - 22 NOVEMBER 2024					
THE LIGHT FITTING SUPPLIER CONTACT DETAILS MAY BE AVAILABLE ON THE EDG WEBSITE VIA THE FOLLOWING LINK www.edg.net.au/Links/Lighting.htm					
TYPE	LAMPS	DESCRIPTION	COLOUR / ACCESSORY	CATALOGUE No	REV
SL03	LED GROW LIGHT	SURFACE MOUNTED ADJUSTABLE GROW LIGHT ALLOW TO INSTALL. ALLOW A PC SUM FOR THE SUPPLY OF EACH SL03 FITTING.	BLACK	ALLOW A PC SUM OF \$1000.00 PLUS GST FOR THE SUPPLY OF EACH SL03 FITTING	A
S1	880LM /M 3000K 24V LED	LED STRIP LIGHT IN A SCREW FIXED EXTRUSION C/W OPAL DIFFUSER MOUNTED IN THE JOINERY AS PER THE ARCHITECTURAL DETAIL. PROVIDE EACH GROUP OF S1 STRIP WITH REMOTE DALI DIMMABLE POWER SUPPLIES AS REQUIRED LOCATE THE POWER SUPPLIES IN A CONCEALED ACCESSIBLE POSITION NOTED ON THE AS CONSTRUCTED DOCUMENTS.	NATURAL	MELEC ML-ALU-1407-2M - ML-VLCRI-14.4-WW	A
S2	880LM /M 3000K 24V LED	LED STRIP LIGHT IN A SCREW FIXED EXTRUSION C/W OPAL DIFFUSER MOUNTED IN THE BAR COUNTER FACE AS PER THE ARCHITECTURAL DETAIL. PROVIDE EACH GROUP OF S2 STRIP WITH REMOTE DALI DIMMABLE POWER SUPPLIES AS REQUIRED LOCATE THE POWER SUPPLIES IN A CONCEALED ACCESSIBLE POSITION NOTED ON THE AS CONSTRUCTED DOCUMENTS.	NATURAL	MELEC ML-ALU-1407-2M - ML-VLCRI-14.4-WW	A
S3	880LM /M 3000K 24V LED	LED STRIP LIGHT IN A SCREW FIXED EXTRUSION C/W OPAL DIFFUSER MOUNTED IN THE FIRE PLACE SEATING AS PER THE ARCHITECTURAL DETAIL. PROVIDE EACH GROUP OF S3 STRIP WITH REMOTE DALI DIMMABLE POWER SUPPLIES AS REQUIRED LOCATE THE POWER SUPPLIES IN A CONCEALED ACCESSIBLE POSITION NOTED ON THE AS CONSTRUCTED DOCUMENTS.	NATURAL	MELEC ML-ALU-1407-2M - ML-VLCRI-14.4-WW	A
S4	880LM /M 3000K 24V LED	PROVIDE THE S4 AS THREE PARALLEL RUNS OF LED STRIP LIGHTS IN SEPARATE SCREW FIXED EXTRUSIONS C/W OPAL DIFFUSER MOUNTED BEHIND THE AWNING AS PER THE ARCHITECTURAL DETAIL. PROVIDE THE S4 STRIPS WITH REMOTE DALI DIMMABLE POWER SUPPLIES AS REQUIRED LOCATE THE POWER SUPPLIES IN A CONCEALED ACCESSIBLE POSITION NOTED ON THE AS CONSTRUCTED DOCUMENTS.	NATURAL	MELEC ML-ALU-1407-2M - ML-VLCRI-14.4-WW	A
S5	880LM /M 3000K 24V LED	LED STRIP LIGHT IN A SCREW FIXED EXTRUSION C/W OPAL DIFFUSER MOUNTED IN THE JOINERY AS PER THE ASSOCIATED ELEVATION AND THE ARCHITECTURAL DETAIL. PROVIDE EACH GROUP OF S5 STRIP WITH REMOTE DALI DIMMABLE POWER SUPPLIES AS REQUIRED LOCATE THE POWER SUPPLIES IN A CONCEALED ACCESSIBLE POSITION NOTED ON THE AS CONSTRUCTED DOCUMENTS.	NATURAL	MELEC ML-ALU-1407-2M - ML-VLCRI-14.4-WW	A
S6	880LM /M 3000K 24V LED	LED STRIP LIGHT IN A SCREW FIXED EXTRUSION C/W OPAL DIFFUSER MOUNTED IN THE FIRE PLACE JOINERY AS PER THE ARCHITECTURAL DETAIL. PROVIDE THE S6 STRIP WITH REMOTE DALI DIMMABLE POWER SUPPLIES AS REQUIRED LOCATE THE POWER SUPPLIES IN A CONCEALED ACCESSIBLE POSITION NOTED ON THE AS CONSTRUCTED DOCUMENTS.	NATURAL	MELEC ML-ALU-1407-2M - ML-VLCRI-14.4-WW	A



ELECTRICAL DESIGN GROUP


ELECTRICAL BUILDING SERVICES CONSULTANTS

P.O. Box 15, SHERWOOD Q. 4075

Phone: (07) 3278 4375 Fax: (07) 3716 0222

Web Site: www.edg.net.au Email: brisbane@edg.net.au

C3391a - WATERFRONT HOTEL, DIDDILLIBAH					C3391a-0002(A).xls
ELECTRICAL EQUIPMENT SCHEDULE					
REVISION A - 22 NOVEMBER 2024					
THE LIGHT FITTING SUPPLIER CONTACT DETAILS MAY BE AVAILABLE ON THE EDG WEBSITE VIA THE FOLLOWING LINK www.edg.net.au/Links/Lighting.htm					
TYPE	LAMPS	DESCRIPTION	COLOUR / ACCESSORY	CATALOGUE No	REV
S7	880LM /M 3000K 24V LED	LED STRIP LIGHT IN A SCREW FIXED EXTRUSION C/W OPAL DIFFUSER MOUNTED IN THE JOINERY AS PER THE ARCHITECTURAL DETAIL. PROVIDE EACH GROUP OF S7 STRIP WITH REMOTE DALI DIMMABLE POWER SUPPLIES AS REQUIRED LOCATE THE POWER SUPPLIES IN A CONCEALED ACCESSIBLE POSITION NOTED ON THE AS CONSTRUCTED DOCUMENTS.	NATURAL	MELEC ML-ALU-1407-2M - ML-VLCRI-14.4-WW	A
S8	880LM /M 3000K 24V LED	LED STRIP LIGHT IN A SCREW FIXED EXTRUSION C/W OPAL DIFFUSER MOUNTED IN THE JOINERY AS PER THE ARCHITECTURAL DETAIL. PROVIDE THE S8 STRIP WITH REMOTE DALI DIMMABLE POWER SUPPLIES AS REQUIRED LOCATE THE POWER SUPPLIES IN A CONCEALED ACCESSIBLE POSITION NOTED ON THE AS CONSTRUCTED DOCUMENTS.	NATURAL	MELEC ML-ALU-1407-2M - ML-VLCRI-14.4-WW	A
S9	880LM /M 3000K 24V LED	LED STRIP LIGHT IN A SCREW FIXED EXTRUSION C/W OPAL DIFFUSER MOUNTED BEHIND THE MIRROR AS PER THE ARCHITECTURAL DETAIL. PROVIDE THE S9 STRIP WITH REMOTE DALI DIMMABLE POWER SUPPLIES AS REQUIRED LOCATE THE POWER SUPPLIES IN A CONCEALED ACCESSIBLE POSITION NOTED ON THE AS CONSTRUCTED DOCUMENTS.	WHITE	MELEC ML-ALU-1407-2M - ML-VLCRI-14.4-WW	A
S10	12W/M 2700K LED	FLEXIBLE LED ROPE FLEX SCREW FIXED RECESSED INTO THE GAMING CEILING PELMET AS PER THE ARCHITECTURAL DETAIL. PROVIDE THE S10 STRIP WITH REMOTE DALI DIMMABLE POWER SUPPLIES AS REQUIRED LOCATE THE POWER SUPPLIES IN A CONCEALED ACCESSIBLE POSITION NOTED ON THE AS CONSTRUCTED DOCUMENTS. REMOVE THE EXISTING GAMING COFFER LIGHTING	WHITE	NPA L-NF-GLOW-VWW + POWER SUPPLY & DALI CONTROLLER	A
S11	12W/M 2700K LED	FLEXIBLE LED ROPE FLEX SCREW FIXED TO THE ROOF GABLE AS PER THE EASTERN ELEVATION. PROVIDE EACH GROUP OF S11 STRIP WITH A REMOTE POWER SUPPLY LOCATE THE POWER SUPPLIES IN A CONCEALED ACCESSIBLE POSITION NOTED ON THE AS CONSTRUCTED DOCUMENTS.	WHITE	NPA L-NF-GLOW-VWW + POWER SUPPLY & DALI CONTROLLER	A
S12	12W/M 2700K LED	FLEXIBLE LED ROPE FLEX SCREW FIXED TO THE ENTRY GABLE AS PER THE NORTHERN ELEVATION. PROVIDE EACH GROUP OF S12 STRIP WITH A REMOTE POWER SUPPLY LOCATE THE POWER SUPPLIES IN A CONCEALED ACCESSIBLE POSITION NOTED ON THE AS CONSTRUCTED DOCUMENTS.	WHITE	NPA L-NF-GLOW-VWW + POWER SUPPLY	A
FS01	1W LED AT 500 CENTRES	FESTOON LIGHTING WITH 24V DC IP65 FESTOON LIGHTING TO BE FIXED TO A 316 STAINLESS STEEL WIRE SUPPORT SYSTEM. LOCATE THE DRIVER IN A CONCEALED ACCESSIBLE POSITION NOTED ON THE AS CONSTRUCTED DOCUMENTS. CONFIRM THE LENGTH AND POSITION ON SITE	BLACK CABLE AND FIXINGS 316 STAINLESS STEEL SUPPORT AND FIXINGS	FIRE FLY FFC-LS-50-24VE27-BK	A



ELECTRICAL DESIGN GROUP


ELECTRICAL BUILDING SERVICES CONSULTANTS

P.O. Box 15, SHERWOOD Q. 4075

Phone: (07) 3278 4375 Fax: (07) 3716 0222

Web Site: www.edg.net.au Email: brisbane@edg.net.au

C3391a - WATERFRONT HOTEL, DIDDILLIBAH					C3391a-0002(A).xls
ELECTRICAL EQUIPMENT SCHEDULE					
REVISION A - 22 NOVEMBER 2024					
THE LIGHT FITTING SUPPLIER CONTACT DETAILS MAY BE AVAILABLE ON THE EDG WEBSITE VIA THE FOLLOWING LINK					
www.edg.net.au/Links/Lighting.htm					
TYPE	LAMPS	DESCRIPTION	COLOUR / ACCESSORY	CATALOGUE No	REV
FS02	1W LED AT 500 CENTRES	FESTOON LIGHTING WITH 24V DC IP65 FESTOON LIGHTING TO BE FIXED ALONG THE UNDERSIDE OF THE AWNING LEADING EDGE AS PER THE ARCHITECTURAL DETAIL. LOCATE THE DRIVER IN A CONCEALED ACCESSIBLE POSITION NOTED ON THE AS CONSTRUCTED DOCUMENTS.	BLACK CABLE AND FIXINGS	FIRE FLY FFC-LS-50-24VE27-BK	A
FS03	1W LED AT 500 CENTRES	FESTOON LIGHTING WITH 24V DC IP65 FESTOON LIGHTING TO BE FIXED TO A 316 STAINLESS STEEL WIRE SUPPORT SYSTEM. LOCATE THE DRIVER IN A CONCEALED ACCESSIBLE POSITION NOTED ON THE AS CONSTRUCTED DOCUMENTS. CONFIRM THE LENGTH AND POSITION ON SITE	BLACK CABLE AND FIXINGS 316 STAINLESS STEEL SUPPORT AND FIXINGS	FIRE FLY FFC-LS-50-24VE27-BK	A
E1	LED	EMERGENCY LIGHT: RECESSED NON-MAINTAINED EMERGENCY LIGHT. AS2293 CLASSIFICATION C0-D63 - C90-D63.	WHITE	CLEVERTRONICS LLIFE	A
E2	LED	EMERGENCY LIGHT: SURFACE MOUNTED NON-MAINTAINED EMERGENCY LIGHT. AS2293 CLASSIFICATION C0-D63 - C90-D63.	WHITE	CLEVERTRONICS CLIFE-SM	A
E3	LED	EMERGENCY LIGHT: RECESSED NON-MAINTAINED EMERGENCY LIGHT. AS2293 CLASSIFICATION C0-D63 - C90-D63.	BLACK	CLEVERTRONICS LLIFE BLK	A
EX	LED	EXIT LIGHT: MAINTAINED 24M VIEWING DISTANCE EXIT LIGHT C/W DIFFUSERS & DIRECTIONAL ARROWS AS SHOWN. CEILING SURFACE MOUNT OR WALL MOUNT BETWEEN 2100mm & 2700mm AFFL IF THERE IS NO VERTICAL SURFACE TO MOUNT THE FITTING ON WITHIN THIS RANGE CONFIRM THE MOUNTING HEIGHT WITH THE ENGINEER. AS2293 CLASSIFICATION C0-D1.25- C90-D2	WHITE	CLEVERTRONICS LUBPRO-SM	A
EX BLACK	LED	EXIT LIGHT: MAINTAINED 24M VIEWING DISTANCE EXIT LIGHT C/W DIFFUSERS & DIRECTIONAL ARROWS AS SHOWN. CEILING SURFACE MOUNT OR WALL MOUNT BETWEEN 2100mm & 2700mm AFFL IF THERE IS NO VERTICAL SURFACE TO MOUNT THE FITTING ON WITHIN THIS RANGE CONFIRM THE MOUNTING HEIGHT WITH THE ENGINEER. AS2293 CLASSIFICATION C0-D1.25- C90-D2	BLACK	CLEVERTRONICS LUBPRO-SM BLACK	A
F01	8FT CEILING FAN	CEILING FAN C/W CUSTOM MOUNTING TO SUIT THE BUILDING STRUCTURE / CEILING. PROVIDE EACH F01 WITH A DEDICATED WIRED CONTROLLER	STEALTH BLACK FAN / SUPPORT WHITE CONTROLLER	BIG ASS FANS ESSENCE	A
F02	72 INCH CEILING FAN	CEILING FAN C/W CUSTOM MOUNTING TO SUIT THE BUILDING STRUCTURE / CEILING. PROVIDE EACH F02 WITH A DEDICATED WIRED CONTROLLER	BLACK FAN / SUPPORT WHITE CONTROLLER	BIG ASS FANS I6	A



ELECTRICAL DESIGN GROUP


ELECTRICAL BUILDING SERVICES CONSULTANTS

P.O. Box 15, SHERWOOD Q. 4075

Phone: (07) 3278 4375 Fax: (07) 3716 0222

Web Site: www.edg.net.au Email: brisbane@edg.net.au

C3391a - WATERFRONT HOTEL, DIDDILLIBAH					C3391a-0002(A).xls
ELECTRICAL EQUIPMENT SCHEDULE					
REVISION A - 22 NOVEMBER 2024					
THE LIGHT FITTING SUPPLIER CONTACT DETAILS MAY BE AVAILABLE ON THE EDG WEBSITE VIA THE FOLLOWING LINK					
www.edg.net.au/Links/Lighting.htm					
TYPE	LAMPS	DESCRIPTION	COLOUR / ACCESSORY	CATALOGUE No	REV
FC1		DINING FAN CONTROLS	WHITE	BIG ASS FANS	A
FC2		DRINKING FAN CONTROLS	WHITE	BIG ASS FANS	A
HEATER TYPE 1 (HL01)		CEILING MOUNTED 318D X 216 H PENDANT HEAT LAMP C/W IR LAMP SUSPENDED AS PER THE ARCHITECTURAL DETAIL.	BLACK	HATCO DL-760 PLUS 100W IR LAMP	A
HEATER TYPE 2 (HL02)		LINEAR HEAT LAMP C/W CUSTOM SUPPORT TO FACILITATE MOUNTING UNDER THE PASS OUT SHELF 700 W 900 ALL CABLING IS TO BE CONCEALED	SILVER	ROBAND HQ900E	A
EXISTING HEATER TYPE (HR01)		EXISTING HEATER TO BE RETAINED AND RESUPPLIED AS INDICATED.			A
CHANNEL x		CONTROL CHANNEL WITH A NUMERICAL REFERENCE. REFER TO THE POWER AND LIGHTING CONTROL SCHEMATIC / SCHEDULE			A
ONE-WAY LIGHT SWITCH		ONE-WAY LIGHT SWITCH C/W CIRCUIT IDENTIFICATION ON THE FACEPLATE BEHIND THE SURROUND MOUNTED AT 1000mm AFFL UNLESS NOTED OTHERWISE.	WHITE	CLIPSAL C2000 SERIES 30USM	A
TWO-WAY LIGHT SWITCH		TWO-WAY LIGHT SWITCH C/W CIRCUIT IDENTIFICATION ON THE FACEPLATE BEHIND THE SURROUND MOUNTED AT 1000mm AFFL UNLESS NOTED OTHERWISE.	WHITE	CLIPSAL C2000 SERIES 30USM	A
LIGHTING CONTROL SWITCH PANEL (SPx)		6-BUTTON PROGRAMMABLE SWITCH PANEL C/W CENTRAL LCD DISPLAY MOUNTED AT 1000mm AFFL UNLESS NOTED OTHERWISE.	ALUMINIUM	DYNALITE ANTUMBRA DISPLAY	A
HAND DRYER CONNECTION (HD)		EXISTING HAND DRYER POWER SUPPLIED TO BE RETAINED WITH THE CIRCUITS RESUPPLIED AS NOTED ON THE SWITCHBOARD ZONE DRAWING			A
EXIST		EXISTING OUTLET TO BE RETAINED WITH THE CIRCUIT RESUPPLIED AS NOTED ON THE SWITCHBOARD ZONE DRAWING. EXISTING POWER OUTLET FACEPLATE TO BE CHANGED TO THE COLOUR BLACK (BK) WHERE NOTED.			A
SINGLE POWER OUTLET		SINGLE POWER OUTLET C/W CIRCUIT IDENTIFICATION ON THE FACEPLATE BEHIND THE SURROUND MOUNT AT 300mm AFFL U.N.O. RATING 10A U.N.O.	WHITE UNLESS NOTED AS BLACK (BK)	CLIPSAL C2000 SERIES	A



ELECTRICAL DESIGN GROUP


ELECTRICAL BUILDING SERVICES CONSULTANTS

P.O. Box 15, SHERWOOD Q. 4075

Phone: (07) 3278 4375 Fax: (07) 3716 0222

Web Site: www.edg.net.au Email: brisbane@edg.net.au

C3391a - WATERFRONT HOTEL, DIDDILLIBAH					C3391a-0002(A).xls
ELECTRICAL EQUIPMENT SCHEDULE					
REVISION A - 22 NOVEMBER 2024					
THE LIGHT FITTING SUPPLIER CONTACT DETAILS MAY BE AVAILABLE ON THE EDG WEBSITE VIA THE FOLLOWING LINK www.edg.net.au/Links/Lighting.htm					
TYPE	LAMPS	DESCRIPTION	COLOUR / ACCESSORY	CATALOGUE No	REV
SINGLE POWER OUTLET AUTO DOOR (AD)		SINGLE POWER OUTLET C/W CIRCUIT IDENTIFICATION ON THE FACEPLATE BEHIND THE SURROUND MOUNTED CONCEALED WITHIN THE AUTO DOOR MULLION. RATING 10A U.N.O.	WHITE	CLIPSAL C2000 SERIES	A
DOUBLE POWER OUTLET		DOUBLE POWER OUTLET C/W CIRCUIT IDENTIFICATION ON THE FACEPLATE BEHIND THE SURROUND MOUNT AT 300mm AFFL U.N.O. RATING 10A U.N.O.	WHITE UNLESS NOTED AS BLACK (BK)	CLIPSAL C2000 SERIES	A
SPECIAL PURPOSE OUTLET		SPECIAL PURPOSE OUTLET TYPE AS NOTED. MOUNT AT 1350mm AFFL U.N.O. RATING 20A U.N.O. CONNECT TO EQUIPMENT VIA FLEXIBLE CONDUIT.			A
SIGN CONNECTION		COORDINATE THE LOCATION AND CONNECTION WITH THE SIGN CONTRACTOR ENSURING THE GPO / ISOLATORS ARE PROVIDED WITH APPROPRIATE WEATHER PROTECTION AND ARE CONCEALED FROM VIEW.			A
SINGLE-PHASE ISOLATOR		SINGLE-PHASE WEATHERPROOF ISOLATOR. MOUNT AT 1350mm AFFL U.N.O. RATING 20A U.N.O. CONNECT TO EQUIPMENT VIA FLEXIBLE CONDUIT.	-	CLIPSAL WHT20	A
THREE-PHASE ISOLATOR		THREE-PHASE WEATHERPROOF ISOLATOR. MOUNT AT 1350mm AFFL U.N.O. RATING 20A U.N.O. CONNECT TO EQUIPMENT VIA FLEXIBLE CONDUIT.	-	CLIPSAL WHT35	A
DB-A		REMOVE THE EXISTING DB-A AND RECONNECT ALL REMAINING CIRCUITS TO DB-1 WITH NEW SWITCHGEAR AND CONTROLS MATCHING THE EXISTING IN CAPACITY AND FUNCTION.			A
DB-B		EXISTING DISTRIBUTION BOARD DB-B PART OF THE MSB IS TO REMAIN AS IS. REMOVE ALL SWITCHGEAR MADE REDUNDANT BY THE WORKS AND UPDATE ALL LABELS AT PRACTICAL COMPLETION			A
DB-C		EXISTING EXTERNAL MECHANICAL SERVICES DISTRIBUTION BOARD TO REMAIN AS IS			A
DB-D		REPLACE THE EXISTING GAMING DISTRIBUTION BOARD DB-D AND THE ASSOCIATED LIGHTING CONTROL SYSTEM AS PER THE DB-D SCHEDULE AND NOTES. REMOVE ALL CIRCUITS MADE REDUNDANT. RECONNECT ALL EXISTING CIRCUITS THAT REMAIN WITH NEW SWITCHGEAR AND CONTROLS THAT MATCH THE EXISTING IN CAPACITY AND FUNCTION. RECONNECT THE EXISTING DB-D SUBMAIN TO THE NEW DB-D. ARRANGE WITH THE OPERATOR TO REMOVE THE EXISTING SHELVING AND ITEMS STORED IN FRONT OF DB-D.			A
DB-F		REMOVE THE EXISTING DB-F AND RECONNECT ALL REMAINING CIRCUITS TO DB-1 WITH NEW SWITCHGEAR AND CONTROLS MATCHING THE EXISTING IN CAPACITY AND FUNCTION.			A
DB-F1		REMOVE THE EXISTING DB-F1 AND RECONNECT ALL REMAINING CIRCUITS TO DB-1 WITH NEW SWITCHGEAR AND CONTROLS MATCHING THE EXISTING IN CAPACITY AND FUNCTION.			A
DB-G		REPLACE THE EXISTING GAMING DISTRIBUTION BOARD DB-G AND THE ASSOCIATED LIGHTING CONTROL SYSTEM AS PER THE DB-G SCHEDULE AND NOTES. REMOVE ALL CIRCUITS MADE REDUNDANT. RECONNECT ALL EXISTING CIRCUITS THAT REMAIN WITH NEW SWITCHGEAR AND CONTROLS THAT MATCH THE EXISTING IN CAPACITY AND FUNCTION. PROVIDE DB-G WITH A NEW SUBMAIN FROM THE MSB. ARRANGE WITH THE OPERATOR TO REMOVE THE EXISTING ITEMS STORED IN FRONT OF DB-G.			A
DB-S		REMOVE THE EXISTING DB-S AND RECONNECT ALL REMAINING CIRCUITS TO DB-1 WITH NEW SWITCHGEAR AND CONTROLS MATCHING THE EXISTING IN CAPACITY AND FUNCTION.			A



ELECTRICAL DESIGN GROUP

ELECTRICAL BUILDING SERVICES CONSULTANTS

P.O. Box 15, SHERWOOD Q. 4075

Phone: (07) 3278 4375 Fax: (07) 3716 0222

Web Site: www.edg.net.au Email: brisbane@edg.net.au

C3391a - WATERFRONT HOTEL, DIDDILLIBAH		C3391a-0002(A).xls			
ELECTRICAL EQUIPMENT SCHEDULE					
REVISION A - 22 NOVEMBER 2024					
THE LIGHT FITTING SUPPLIER CONTACT DETAILS MAY BE AVAILABLE ON THE EDG WEBSITE VIA THE FOLLOWING LINK www.edg.net.au/Links/Lighting.htm					
TYPE	LAMPS	DESCRIPTION	COLOUR / ACCESSORY	CATALOGUE No	REV
DB-T		REMOVE THE EXISTING DB-T AND RECONNECT ALL REMAINING CIRCUITS TO DB-1 WITH NEW SWITCHGEAR AND CONTROLS MATCHING THE EXISTING IN CAPACITY AND FUNCTION.			A
DB-1		DISTRIBUTION BOARD DB-1 AS PER THE DB-1 SCHEMATIC SCHEDULE AND NOTES. PROVIDE A SHOP DRAWING OF DB-1 FOR APPROVAL. ARRANGE WITH THE OPERATOR TO REMOVE THE EXISTING ITEMS STORED IN FRONT OF THE PROPOSED DB-1 LOCATION.			A
MSB		EXISTING MAIN SWITCHBOARD TO BE PROVIDED WITH A THREE PHASE 250 AMP MCCB TO SUPPLY DB-1 AND A 3 PHASE 63 AMP MCCB TO SUPPLY DB-G. REMOVE ALL SWITCHGEAR MADE REDUNDANT BY THE WORKS AND UPDATE ALL LABELS AT PRACTICAL COMPLETION			A
PR CONT		EXISTING PR CONT UNIT TO REMAIN AS IS			A